

Boni Goalie Trainers, Inc. presents the Rapid-Range



Rapid-Range—Modular Dasher Board System

- Compliment your training center or shooting practice area with these authentic looking professional style dasher boards.
- Designed for shooting ranges, made from rink board plastic and solid wood construction, also available in treated lumber for outdoor use.
- Available in kit form or as completed sections for quick assembly.
- Standard dasher board sections measure 4' wide x 4' high and corner sections are 3' x 3' by 4' high

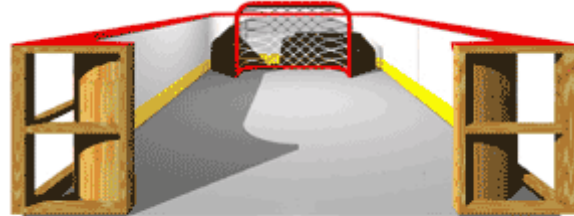
To finish off your Rapid-Range we recommend the items listed in our Accessory Catalog or the accessory section of our web site.



Goalie Trainers, Inc.

The Rapid-Range™ Modular Dasher Board System

Our intention with the "Rapid-Range™" is to provide a dasher board system designed for goalie training and shooting ranges that is durable, light weight, assembles quickly and is cost effective for professionals as well as advanced home trainers.

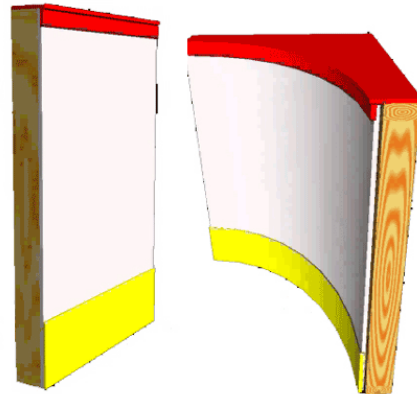


The Rapid-Range™ Line

- 36" Radius Corner Panel
- 2' Panel
- 4' Panel
- 6' Panel
- **Floor Mounting Kit** (Permanent) For the cleanest appearance. Must be able to drill into floor/surface.
- **Surface Mounting Kit** (Temporary) Seasonal or mobile use, eg. Tennis court, Shopping mall. External braces and sandbags.
- **Netting Kit** Prevents flying pucks exiting playing area.
- **Wire Fence Kit** More expensive but durable enough for exterior use.
- **Plastic Ice** Choose from three types of synthetic ice, 1/4" or 1/2" 4'x 8' sheets or our newest 3/4" interlocking 4'x 4' sheets

4' Panel and 3' Corner Sections

Compliment your training center or shooting practice area with these authentic looking professional style dasher Boards designed for shooting ranges, made from rink board plastic and wood construction, also available in treated lumber for outdoor use. Custom sizes available to fit



any area. Available as completed sections for quick assembly or in kit form, call or email with your requirements.

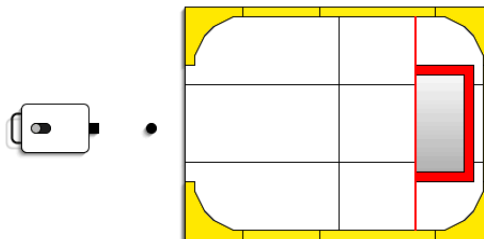


Goalie Trainers, Inc.

Build Your Own Home Training Area With Rapid-Range™

Typical Rapid-Range™ layout #1

- 6- 4'x8'x1/2" Plastic Ice Panels
- 4- Corner Rapid-Range™ Panels
- 3- 6' Rapid-Range™ Panels
- 2- 4' Rapid-Range™ Panels
- 1- Mounting Kit
- 1- Porta-Puck, Boni Puck Shooting Machine
- 1- Hockey Net
- 100- Non Marking Pucks.

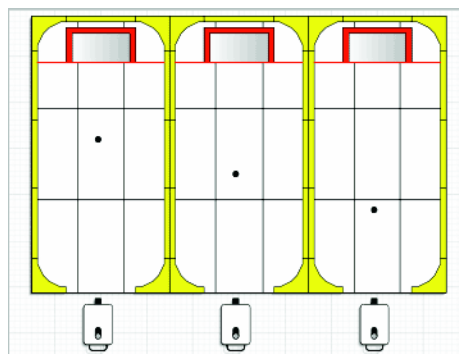


Build a Professional Training Center with Rapid-Range™

3 lane Rapid-Range™ 12' x 24' x 3

Typical Components of a Professional Training Center

- 18- 4'x8'x1/2" Plastic Ice Panels
- 12- Corner Rapid-Range™ Panels
- 9- 6' Rapid-Range™ Panels
- 6- 4' Rapid-Range™ Panels
- 1- Mounting Kit
- 3- Porta-Puck, Boni Puck Shooting Machines
- 3- Hockey Nets
- 300- Non Marking Pucks.



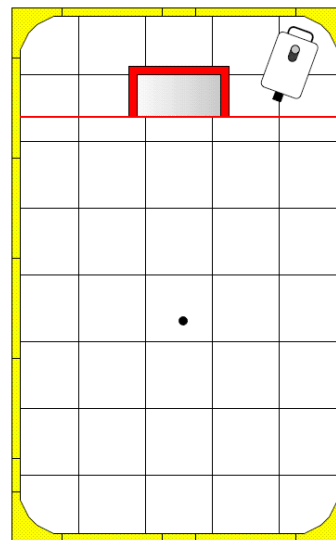
Custom sizes are available, call with your requirements.

Build a 1 on 1 Rapid-Range™

Typical Components of the 1 on 1 Rapid-Range™


- 40- 4'x4'x3/42" Plastic Ice Panels
- 4- Corner Rapid-Range™ Panels
- 10- 6' Rapid-Range™ Panels
- 2- 4' Rapid-Range™ Panels
- 3- 2' Rapid-Range™ Panels
- 1- Mounting Kit
- 1- Puck Passer, Boni Puck Shooting Machines
- 1- Hockey Nets
- 1- Accu-Lights Electronic Shooting Accuracy Lights
- 1- Shooter Tutor
- 100- Non Marking Pucks.

Train a Shooter and Goalie



Goalie Trainers, Inc.

SHOWDOWN ONE ON ONE



Showdown One on One and Rapid Range

The "Showdown One on One" is the newest member of our professional shooting range line. Perfect for entertainment and serious shooter training facilities.

- For entertainment: load with soft sponge pucks and select automatic mode for a game of "hit the target". One target lights after the puck is fired, every correct hit moves the target and flashes the lights to indicate a goal.
- For hockey trainers: regulation pucks can be fired at higher speed and rapid rates. The coach chooses which target to light, challenge players or train away weaknesses.

The Showdown One on One is based on the proven "Puck Passer" model and includes a specialized version of the AccuLights with sensor targets, mounted on a folding net with a four button remote control.

- The Showdown One on One is a complete entertainment or training system
- Puck Passer shoots either regulation pucks or soft sponge pucks
- Puck Passer can be moved to either side of the net to about ten feet away
- Can be set up in minutes on any flat surface including an ice rink
- Easy to operate, quick to install or move
- Targets are available in 12", 10", and 8" for beginners to expert training
- Low maintenance rugged construction, the Boni tradition

Check out our History Page for the origins of automated hockey shooting system and Showdown.



Goalie Trainers, Inc.